





TW SURGICAL



Item	Description
Ref: TWS-6615	Positioning Wedges WITH COATING Wedge 10.5" L x 9.75"W x 2.75"H
Ref: TWS-6620	Positioning Wedges WITH COATING Wedge 11" L x 8.5"W x 3.75"H
Ref: TWS-6635A	Positioning Wedges WITH COATING Wedge 24" L x 10"W x 6.5"H
Ref: TWS-6635B	Positioning Wedges WITH COATING Wedge 24" L x 15"W x 10"H
Ref: TWS-6645A	Positioning Wedges WITH COATING Wedge 7" L x 4"W x 4"H
Ref: TWS-6645B	Positioning Wedges WITH COATING Wedge 10" L x 10"W x 10"H
Ref: TWS-6645C	Positioning Wedges WITH COATING Wedge 12" L x 6.75"W x 6.75"H
Ref: TWS-6645D	Positioning Wedges WITH COATING 45° Wedge 23.5" L x 6.75"W x 6.75"H



Item	Description
Ref: TWS-8400	Responsible Prone Headrest Positioner WITH COATING molded

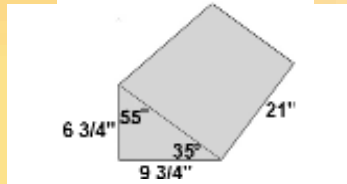


TW SURGICAL

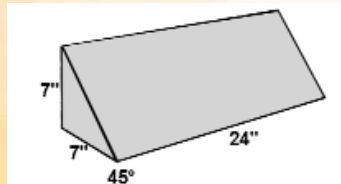
TW Surgical Foam Positioners

The foam positioners are made of a high density polyurethane foam covered in a durable material. The microscopic air vents providing the ultimate in patient comfort.

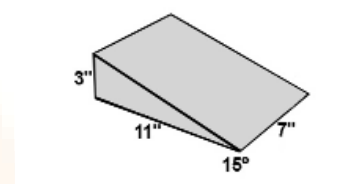
The fabric is fluid resistant and contains a unique antimicrobial system to protect the pillow fabric fabric is whisper soft and comfortably quiet. It provides silent protection for both patient and pillow.



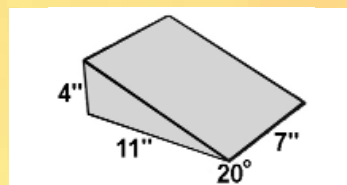
Item #	Description
TWS 258-100	Wedge 35/55° Angle



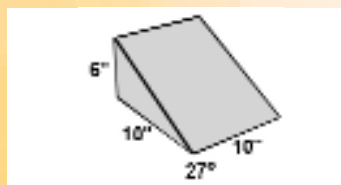
Item #	Description
TWS 258-102	Wedge 45° Angle



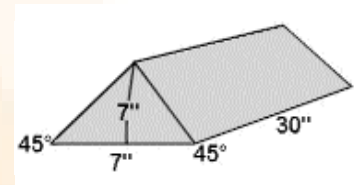
Item #	Description
TWS 258-104	Wedge 15° Angle



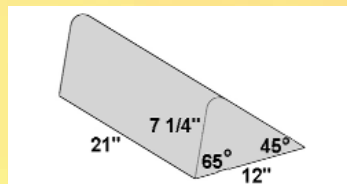
Item #	Description
TWS 258-106	Wedge 20° Angle



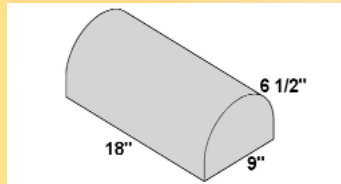
Item #	Description
TWS 258-108	Wedge 27° Angle



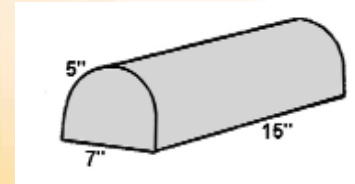
Item #	Description
TWS 258-110	Wedge 45° Angle



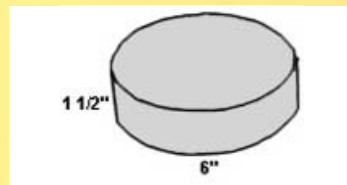
Item #	Description
TWS 258-112	Bolster 45/65° Angle



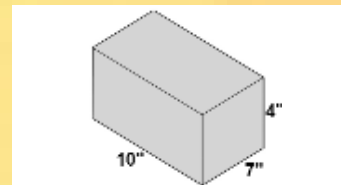
Item #	Description
TWS 258-114	Bolster



Item #	Description
TWS 258-116	Knee Bolster 15" x 7" x 5"



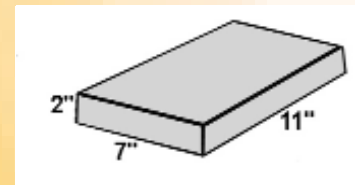
Item #	Description
TWS 258-118	Circle 6" x 1 1/2"



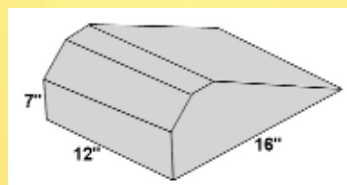
Item #	Description
TWS 258-122	Rectangle 10" x 7" x 2"

TWS 258-124	Rectangle 10" x 7" x 3"
-------------	-------------------------

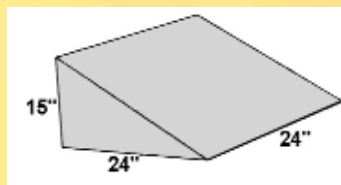
TWS 258-126	Rectangle 10" x 7" x 4"
-------------	-------------------------



Item #	Description
TWS 258-120	Rectangle 11" x 7" x 2"



Item #	Description
TWS 258-128	Torso Block



Item #	Description
TWS 258-130	Chest/Leg Elevator



TW Surgical dry viscoelastic polymer and positioners WITH COATING are designed to simulate human adipose tissue composition. This will greatly reduce the risk of decubitus ulcers caused by sheer friction. Independent studies have proven the superiority of gel as compared to foam and other conventional positioning and pressure reducing products.

- > 100% Latex-Free
- > X-Ray Translucent
- > Radiolucent
- > Antimicrobial
- > Antibacterial
- > Plasticizer Free
- > Silicone Free
- > Reusable



Item	Description
TWS 258-950	Triangular Foam Wedge WITH COATING Size: 7 5/8" W x 17 3/4" L x 4 7/8" H (19.4 x 45.1 x 12.4 cm)



Item	Description
TWS 258-050	TWS 258-050 Leg Rest Support WITH COATING Small, 18" W x 15" L x 5" H (45.7 x 38.1 x 12.7 cm)



TWS 258-051	TWS 258-051 Leg Rest Support WITH COATING Medium, 13" W x 17.5" L x 7" H (33.0 x 44.5 x 17.8 cm)
--------------------	---



TWS 258-052	TWS 258-052 Leg Rest Support WITH COATING Large, 18" W x 24" L x 10" H (45.7 x 61.0 x 25.4 cm)
--------------------	---

TWS 258-051

TWS 258-052



TW SURGICAL

Prone Chest Support

Ref: TWS 2621 -1

This foam prone chest support provides all in one support to spread pressure evenly across the patient's torso in the prone position.


The center hole allows the abdomen to move freely.
Shaped to help reduce pressure in the under arm and groin areas.
Roll the foam when extra padding is needed.
Raises the patient's chest to aid safe positioning of the head.
Single use to aid infection control.



Prone Chest and Pelvic Supports

Ref: TWS 2902-2

Dome shaped supports to raise the patient from the operating table in the prone position.
The height of the chest roll aids safe positioning of the patient's head and neck.
Enables the arms to be placed in the forward position.
Dual supports accommodate the varying statures of the patients.
Raises the patient's chest to aid safe positioning of the head.



Single Use Adjustable Prone Leg Cushions

Ref: TWS 2590-2

The unique 2-part design is adjustable to help protect the knees, shins and ankles of your patients from pressure related injury to overcome issues with pressure sores. Knee pad to reduce pressure on the patient's knees. Shin Support raises the ankles to assist venous return and allow the feet to hang freely.

Prone Leg Cushions are sold with two sets per box.





TW SURGICAL

POSITIONING & IMMOBILIZATION PRODUCT



Head Donuts

Ref: TWS-6120

Donut 6" Dia x 1.5" H

Ref: TWS-6140

Donut 9" Dia x 1.5" H

Ref: TWS-6220

Donut 6" Dia x 1.5" H



Positioning Rolls

Ref: TWS-6230

Roll 6" Dia x 12" L

Ref: TWS-6235

Roll 6" Dia x 18" L

Ref: TWS-6240

Roll 6" Dia x 23.5" L

Ref: TWS-6320

Semi-Circle 14"L x 8.5"W x 4.25"H



Positioning Rectangles

Ref: TWS-6460

Rectangle 9" x 7" x 2"H

Ref: TWS-6470

Rectangle 14" x 9.25" x 2"H

- 100% Latex-Free
- X-Ray Translucent
- Radiolucent
- Antimicrobial
- Antibacterial
- Plasticizer Free
- Silicone Free
- Reusable



TW SURGICAL

POSITIONING & IMMOBILIZATION PRODUCT



Item	Description
TWS-2250	Leg Pad Arthroscopic leg support pad Standard firm foam Covered with black vinyl

TWS-2850	Arm and Leg Positioner Arm and Leg Positioner Standard firm foam Covered with black vinyl
----------	---



- 100% Latex-Free
- X-Ray Translucent
- Radiolucent
- Antimicrobial
- Antibacterial
- Plasticizer Free
- Silicone Free
- Reusable



TW SURGICAL

POSITIONING & IMMOBILIZATION PRODUCT

Item	Description
------	-------------



TWS-2260 PRONG PILLOW

**Size: 7 5/8" W x 17 3/4" L x 4 7/8" H
(19.4 x 45.1 x 12.4 cm)**

The slight contour to the front of the Prong Pillow gives comfort to the forehead pressure near the eye area. The elevated base allows the patient to breath freely while being in a comfortable position. The slight taper allows for the natural contour of most face sizes. The Prong Pillow supports the head and shoulders. The shoulder support design provides comfortable space for the patient's chest area. The Prong Pillow is radiolucent

It is totally waterproof, has an easy to clean smooth finish, and is made of a softer foam. The open space for the eyes and nose puts less